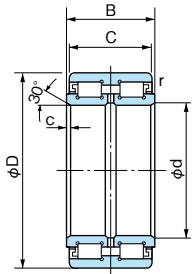
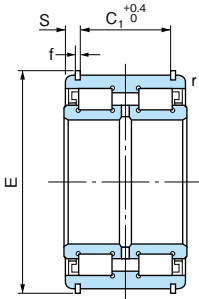


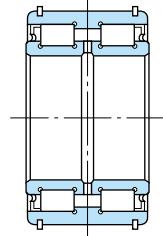
Sheave Bearings
Series 5000



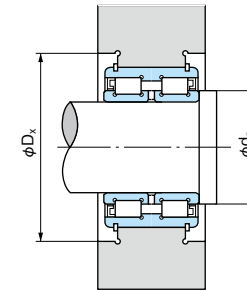
Shield type (E50)



Shield type (E50...NR)
with snap rings



Rubber seal type (E50...NRNT)
with snap rings

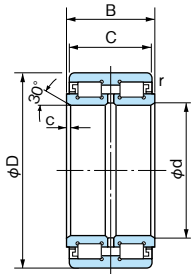


1N=0.102kgf

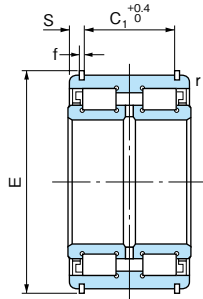
Boundary dimensions (mm)										Bearing No.			Basic load rating		Limiting speed (min ⁻¹) Grease lubrication	Abutment and fillet dimensions (mm)		Mass (kg)
d	D	B	C	r (min)	c	E	C ₁	S	f	Without snap ring with shields	With snap rings with shields	With snap rings and rubber seals	Cr (N)	Cor (N)		d _a (min)	D _x (min)	
40	68	38	37	0.6	1.5	71.8	28	4.5	2	E5008	E5008NR	E5008NRNT	79000	125000	2500	46	80	0.57
45	75	40	39	0.6	1.5	78.8	30	4.5	2	E5009	E5009NR	E5009NRNT	95000	144000	2200	51	87	0.71
50	80	40	39	0.6	1.5	83.8	30	4.5	2	E5010	E5010NR	E5010NRNT	99500	158000	2000	56	92	0.77
55	90	46	45	0.6	2	94.8	34	5.5	2.5	E5011	E5011NR	E5011NRNT	117000	193000	1800	63	104	1.18
60	95	46	45	0.6	2	99.8	34	5.5	2.5	E5012	E5012NR	E5012NRNT	123000	208000	1650	68	109	1.26
65	100	46	45	0.6	2	104.8	34	5.5	2.5	E5013	E5013NR	E5013NRNT	128000	224000	1500	73	114	1.34
70	110	54	53	0.6	2	114.5	42	5.5	2.5	E5014	E5014NR	E5014NRNT	170000	285000	1400	78	124	1.91
75	115	54	53	0.6	2	119.5	42	5.5	2.5	E5015	E5015NR	E5015NRNT	177000	305000	1350	83	129	2.01
80	125	60	59	0.6	2	129.5	48	5.5	2.5	E5016	E5016NR	E5016NRNT	250000	430000	1250	88	139	2.71
85	130	60	59	0.6	2	134.5	48	5.5	2.5	E5017	E5017NR	E5017NRNT	255000	445000	1150	93	144	2.85
90	140	67	66	0.6	2.5	145.4	54	6	2.5	E5018	E5018NR	E5018NRNT	305000	540000	1100	100	156	3.81
95	145	67	66	0.6	2.5	150.4	54	6	2.5	E5019	E5019NR	E5019NRNT	310000	560000	1050	105	161	3.97
100	150	67	66	0.6	2.5	155.4	54	6	2.5	E5020	E5020NR	E5020NRNT	315000	585000	1000	110	165	4.14
110	170	80	79	1	3	175.4	65	7	2.5	E5022	E5022NR	E5022NRNT	380000	695000	900	122	186	6.69
120	180	80	79	1	3	188.4	65	7	3	E5024	E5024NR	E5024NRNT	400000	750000	850	132	198	7.24
130	200	95	94	1	3	208.4	77	8.5	3	E5026	E5026NR	E5026NRNT	535000	1000000	750	142	218	10.9
140	210	95	94	1	3	218.4	77	8.5	3	E5028	E5028NR	E5028NRNT	540000	1070000	700	152	228	11.9
150	225	100	99	1	3.5	233.4	81	9	3	E5030	E5030NR	E5030NRNT	620000	1210000	650	164	243	14.0
160	240	109	108	1.5	3.5	248.4	89	9.5	3	E5032	E5032NR	E5032NRNT	715000	1390000	600	174	258	17.1
170	260	122	121	1.5	3.5	270	99	11	4	E5034	E5034NR	E5034NRNT	850000	1730000	600	184	283	23.6
180	280	136	135	1.5	3.5	294	110	12.5	5	E5036	E5036NR	E5036NRNT	1060000	2140000	550	194	311	31.7
190	290	136	135	1.5	3.5	306	110	12.5	5	E5038	E5038NR	E5038NRNT	1110000	2230000	500	204	323	32.8
200	310	150	149	1.5	3.5	326	120	14.5	5	E5040	E5040NR	E5040NRNT	1300000	2650000	500	214	343	42.2
220	340	160	159	1.5	4	356	130	14.5	6	E5044	E5044NR	E5044NRNT	1300000	3100000	450	236	378	54.9
240	360	160	159	1.5	4	376	130	14.5	6	E5048	E5048NR	E5048NRNT	1560000	3350000	400	256	398	58.7
260	400	190	189	2	5	416	154	17.5	6	E5052	E5052NR	E5052NRNT	2110000	4500000	350	280	438	88.1
280	420	190	189	2	5	440	154	17.5	7	E5056	E5056NR	E5056NRNT	2200000	4850000	350	300	462	93.9
300	460	218	216	2	5	480	176	20	8	E5060	—	—	2650000	5850000	350	320	508	134
320	480	218	216	2	5	500	176	20	8	E5064	—	—	2680000	6150000	300	340	528	145
340	520	243	241	2.5	6	544	194	23.5	8	E5068	—	—	3350000	7550000	300	362	577	180

Remark: The bearings must be mounted without a clearance between two separate inner rings.

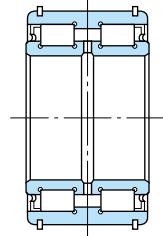
Sheave Bearings
Series 5000



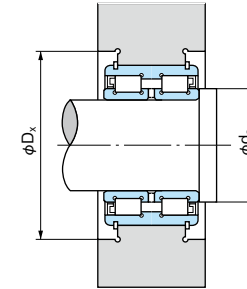
Shield type (E50)



Shield type (E50...NR)
with snap rings



Rubber seal type (E50...NRNT)
with snap rings

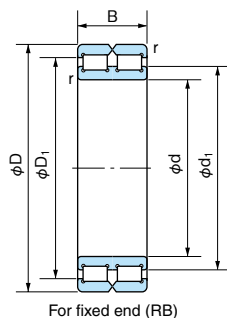


1N=0.102kgf

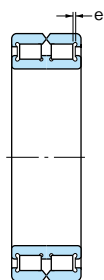
Boundary dimensions (mm)										Bearing No.			Basic load rating		Limiting speed (min ⁻¹) Grease lubrication	Abutment and fillet dimensions (mm)		Mass (kg)
d	D	B	C	r (min)	c	E	C ₁	S	f	Without snap ring with shields	With snap rings with shields	With snap rings and rubber seals	C _r (N)	C _{or} (N)		d _a (min)	D _x (min)	
360	540	243	241	2.5	6	564	194	23.5	10	E5072	—	—	3400000	7950000	250	382	597	190
380	560	243	241	2.5	6	584	194	23.5	10	E5076	—	—	3550000	8300000	250	402	617	200
400	600	272	270	2.5	6	630	210	30	12	E5080	—	—	4220000	10100000	250	422	666	265
420	620	272	270	2.5	6	650	210	30	12	E5084	—	—	4350000	10500000	230	442	686	275
440	650	280	278	3	8	680	210	34	12	E5088	—	—	4550000	10900000	220	464	719	310
460	680	300	298	3	8	710	230	34	12	E5092	—	—	5050000	12100000	200	484	749	365
480	700	300	298	3	8	730	230	34	12	E5096	—	—	5150000	12500000	200	504	769	380

Remark: The bearings must be mounted without a clearance between two separate inner rings.

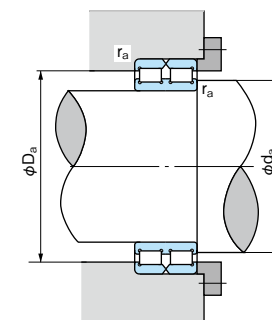
Sheave Bearings
Series 4800/4900



For fixed end (RB)



For free end (RC)



1N=0.102kgf

Boundary dimensions (mm)							Bearing No.		Basic load rating		Limiting speed (min ⁻¹)		Abutment and fillet dimensions (mm)			Mass (kg)	Basic No.
d	D	B	d ₁	D ₁	r (min)	e (1)	For fixed end	For free end	Cr (N)	Cor (N)	Grease lubrication	Oil lubrication	d _a (min)	D _a (max)	r _a (max)		
50	72	22	58	63.5	0.6	1	RB4910	RC4910	49000	83000	2000	4000	56	66	0.6	0.30	4910
60	85	25	69.5	76	1	1	RB4912	RC4912	68000	118000	1700	3400	67	78	1	0.46	4912
70	100	30	81.5	88.5	1	1	RB4914	RC4914	105000	193000	1400	2800	77	93	1	0.79	4914
80	110	30	92.5	99.5	1	1	RB4916	RC4916	113000	221000	1250	2500	87	103	1	0.88	4916
90	125	35	103	111.5	1.1	1	RB4918	RC4918	150000	300000	1100	2200	98	117	1	1.37	4918
100	140	40	116	125.5	1.1	1.5	RB4920	RC4920	194000	400000	1000	2000	108	132	1	2.01	4920
110	150	40	124.5	134	1.1	1.5	RB4922	RC4922	202000	430000	900	1800	118	142	1	2.18	4922
120	165	45	138.5	148.5	1.1	2	RB4924	RC4924	226000	560000	850	1700	128	157	1	2.98	4924
130	180	50	148.5	160.5	1.5	2	RB4926	RC4926	262000	555000	750	1500	140	170	1.5	3.97	4926
140	190	50	159	171	1.5	2	RB4928	RC4928	271000	595000	700	1400	150	180	1.5	4.26	4928
150	190	40	164.5	173.5	1.1	1.5	RB4830	RC4830	233000	575000	650	1300	158	182	1	2.90	4830
	210	60	171.5	186	2	2	RB4930	RC4930	405000	860000	650	1300	161	199	2	6.70	4930
160	200	40	176	185.5	1.1	1.5	RB4832	RC4832	242000	615000	650	1300	168	192	1	3.05	4832
	220	60	184.5	199.5	2	2	RB4932	RC4932	425000	935000	600	1200	171	209	2	7.03	4932
170	215	45	186	196.5	1.1	2	RB4834	RC4834	264000	650000	600	1200	178	207	1	4.10	4834
	230	60	193.5	208.5	2	2	RB4934	RC4934	435000	980000	600	1200	181	219	2	7.44	4934
180	225	46	199	209.5	1.1	2	RB4836	RC4836	273000	695000	550	1100	188	217	1	4.30	4936
	250	69	205.5	223	2	2.5	RB4936	RC4936	550000	1230000	550	1100	191	239	2	11.0	4936
190	240	50	208	220	1.5	2	RB4838	RC4838	315000	785000	550	1100	200	230	1.5	5.65	4838
	260	69	216	233	2	2.5	RB4938	RC4938	565000	1290000	500	1000	201	249	2	11.5	4938
200	250	50	218.5	230.5	1.5	2	RB4840	RC4840	320000	825000	500	1000	210	240	1.5	5.90	4840
	280	80	231.5	251	2.1	3	RB4940	RC4940	665000	1500000	500	1000	211	269	2	15.7	4940
220	270	50	239.5	251.5	1.5	2	RB4844	RC4844	335000	905000	450	900	230	260	1.5	6.40	4844
	300	80	249	268	2.1	3	RB4944	RC4944	695000	1620000	450	900	231	289	2	17.1	4944
240	300	60	260.5	275	2	2	RB4848	RC4848	510000	1330000	400	800	251	289	2	10.2	4848
	320	80	271.5	291	2.1	3	RB4948	RC4948	725000	1770000	400	800	253	307	2	18.4	4948
260	320	60	283	297.5	2	2	RB4852	RC4852	530000	1450000	400	800	271	309	2	11.0	4852
	360	100	296	321	2.1	3	RB4952	RC4952	1070000	2570000	350	700	273	347	2	32.0	4952
280	350	69	307.5	325	2	2.5	RB4856	RC4856	680000	1860000	350	700	291	339	2	16.0	4856
	380	100	318	342.5	2.1	3	RB4956	RC4956	1110000	2780000	350	700	293	367	2	33.9	4956
300	380	80	329	348	2.1	3	RB4860	RC4860	800000	2160000	350	700	313	367	2	23.0	4860
	320	400	80	352	371	2.1	3	RB4864	RC4864	830000	2310000	300	600	333	387	2	24.3
340	420	80	368	389	2.1	3	RB4868	RC4868	850000	2430000	300	600	353	407	2	25.6	4868
	360	440	80	392	411.5	2.1	3	RB4872	RC4872	880000	2580000	250	500	373	427	2	27.0
380	480	100	419	446	2.1	3	RB4876	RC4876	1290000	3600000	250	500	393	467	2	45.3	4876

Note (1): Axial permissible movement for free end bearing.

Remark: The bearings must be mounted without a clearance between two separate inner rings.