


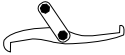



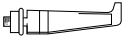








Mechanical Puller Spare Parts

Mechanical Puller Component Dimensions (Actual)

Image	Description	Part No.	Dimension
	Forcing Screw	082711	147mm M12 x 1.75
		086111	217mm M24 x 3.00
		082811	230mm M16 x 2.00
		082911	292mm M24 x 3.00
		086111	217mm M24 x 3.00
		093113	305mm 3/4 x 12 BSF
		093213	305mm 1" x 10 BSF
		093313	380mm 1"1/4 x 12UNF
	Twin Head	660362	75mm long M12
		082812	110mm long M12
		082912	165mm long M12
	Triple Head	660363	38mm Radius M12
		082813	55mm Radius M16
		082913	38mm Radius M24
	Leg Assembly - reversible	082714	124mm Long
		082814	236mm Long
	Leg Assembly - adjustable	082914	3.5mm Long
		083314	437mm Long
	Twin Beam	086012	118mm Long M12
		086112	210mm Long M24
		086212	285mm Long M24
	Triple Beam	086013	59mm Radius M12
		086513	125mm Radius M24
	Leg - Thin jaw	086014	122mm Long (75mm working dimensions)
		086024	162mm Long (110mm working dimensions)
		086114	215mm Long (150mm working dimensions)
		086214	290mm Long (225mm working dimensions)
	Twin Beam	093012	118mm Long M16
		093112	205mm Long
		093212	290mm Long M24
		093312	330mm Long
	Main Rod	093015	160mm Long (3/8" x 20 BSF)
		093115	254mm Long (1/2" x 16 BSF)
		093215	332mm Long (5/8" x 14 BSF)
		093315	375mm Long (1" x 14 UNS)
	Extension Rod	093123	127mm Long (1/2" x 16 BSF)
		093223	152mm Long (5/8" x 14 BSF)
		093119	285mm Long (1/2" x 16 BSF)
		093219	272mm Long (5/8" x 14 BSF)
		093319	304mm Long (1" x 14 UNS)
	Extension Rod	093123	127mm Long (1/2" x 16 BSF)
		093223	152mm Long (1/2" x 14 BSF)
	Protector	093120	63mm Long (1/2" x 16 BSF)
		093220	38mm Long (5/8" x 14 BSF)
	Separator	095000	10 - 55mm External Spread (3/8" x 20 BSF)
		095100	20 - 105mm External Spread (1/2" x 16 BSF)
		095200	35 - 140mm External Spread (5/8" x 14 BSF)
		095300	50 - 175mm External Spread (1" x 14 UNS)

Mechanical

Mechanical Puller Spare Parts

		Mechanical Pullers & Puller Kits																																			
Description	Part No.	082700	082705	082800	082805	082900	083000	083100	083200	083300	083400	084200	084206	084900	084903	084905	084906	086000	086003	086010	086020	086030	086100	086200	086300	086400	086500	086504	086505	093003	093005	094003	660360	660390			
Leg (reversible)	082714	3	3				2					3	3	3	3	3	3																				
	082814			3	3		2					3	3	3	3	3	3																				
Leg (std adjustable)	082914					3			2			3	3																								
	083314									2	3	3	3																								
Leg (thin jaw)	086014															2		2	3	3								2	2	2	2	2					
	086114																						2			3		3	3								
	086214																						2	2		3	3	3									
	086024																	3		2	3									2							
Twin Head	660362		1				1					1	1	1	1	1	1																	1			
	082812				1			1				1	1	1	1	1	1																				
	082912								1	1		1	1																								
	660362																																		1	1	
Triple Head	660363	1	1									1	1	1	1	1	1																	1	1		
	082813			1	1							1	1	1	1	1	1																				
	082913					1					1	1	1																								
Twin Beam	086012																	1	1		1							1	1								
	086112																						1		1			1	1								
	086212																							1				1	1								
Triple Beam	086013																		1	1		1															
	086513																									1	1	1	1								
Forcing Screw	082711	1	1				1					1	1	1	1	1	1	1	1	1	1	1	1	1	1	1	1	1	1	1	1	1	1	1	1	1	
	082811			1	1			1				1	1	1	1	1	1																	1	1	1	
	082911					1			1	1	1	1	1											1	1		1	1	1								
	086111																							1			1	1	1								
	660361																																	1	1	1	
Separator	095000													1		1	1																1	1	1		
	095100													1			1																				
	095200													1																							
Main Rod	093015																																	1	2	2	
Twin Beam	093012																																	1	1	1	
Extension Piece	086016																		1		1	1															
Leg (double ended reversible)	660365																																	3	3	2	
Gold Std Puller	082300																																	1			
Bolt & Nut M8 x 30	082718																																		2		
Metal Toolbox														•	•	•		•																			
Cardboard Carton		•	•	•	•	•	•	•	•	•	•				•			•	•	•	•	•	•	•	•	•	•	•			•	•	•	•	•	•	
Display Panel																•																					

Mechanical

Mechanical Puller Spare Parts

Description	Part No.	Flywheel Puller	Mechanical External Separator Kits				Hydraulic Separator Kits Heavy Duty	
		085101	093000	093100	093200	093300	193100	193200
Screw/thrust nut	082811		1					
	085123	1						
	093111			1				
	093211				1			
	093311					1		
Twin/Triple Step Plate	085112	1						
	085124	1						
Rod	085125	3						
	085126	3						
Main Rods, Nuts & Washers	093015		2					
	093115			2			2	
	093215				2			2
	093315					2		
Extension Rod	093119			4			4	
	093123			2			2	
	093219				4			4
	093319					4		
Twin Beam	093012		1					
	093112			1				
	093212				1			
	093312					1		
	193112						1	
	193212							1
Thrust Race	093121			1				
	093221				1			
	093321					1		
Separator	095000		1					
	095100			1			1	
	095200				1			1
	095300					1		
Washer	085130	3						
Hydraulic Ram (1 1/2"Ø) & nose-piece	150000						1	1
Ram Extension 100mm (4")	152624						1	
Ram Extension 150mm (6")	152726							1

Description	Size (mm)	Part No.	Slide Hammer Puller & Extractor Kits							
			085400	085403	085450	095800	095801	095802	095803	095804
Slide Hammer		085421	1	1	1	1	1	1	1	1
Adaptor		095820		1		1	1	1		1
Extractor	6 - 8.5	095809				1	1			
	8 - 11	095810				1	1			1
	10.5 - 13	095811		1		1	1			1
	13 - 18	095812		1		1		1		1
	18 - 22.5	095813		1		1		1		1
	22.5 - 30	095814		1		1		1		
	30 - 38	095815				1			1	
	38 - 50	095816				1			1	
50 - 60	095817				1			1		
2 Way Beam		085412	1	1						
		085454								
3 Way Beam		085413	1	1	1					
		085455			1					
Adjustable Cone		085418	1	1						
		085453			1					
Straight Leg		085414	1	1	1					
Cranked Leg		085415	1	1	1					
Forcing Screw		082103			1					
Extension		082104			1					
Pulling Unit		095805				1				
Nut		08545270			1					
Bolt		085421			1					

Hub Pullers Mechanical/Hydraulic

Description	Part No.	082203	082206	082503	082505	127303	127305	127306
Hydraulic Ram (1 1/2"Ø) & nosepiece	150000					1	1	1
Ram Extension 50mm (2")	152422					1	1	1
Leg 211mm	082214	3	6					
Leg 158mm	082514			3	5	3	5	5
Shock Handle	082519	1	1	1	1			1
Plunger Body	082212	1	1					
	127312			1	1	1	1	1
Force Screw 285mm	127311	1	1	1	1			1